

# Utilizing Heterogeneous Storage Infrastructures via the Earth-System Data Middleware

Julian Kunkel on behalf of the ESiWACE WP4 team

Department of Computer Science, University of Reading

26 Sept. 2019



**1** Introduction

**2** ESDM

**3** Evaluation

**4** Outlook

**5** Summary

*Disclaimer: This material reflects only the author's view and the EU-Commission is not responsible for any use that may be made of the information it contains*

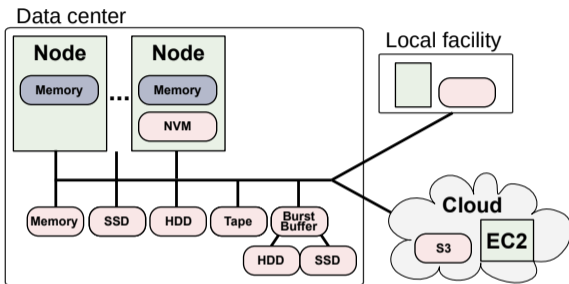
# Climate/Weather Workflows



## Challenges

- Programming of efficient workflows
- Efficient analysis of data
- Organizing data sets
- Ensuring reproducibility of workflows/provenance of data
- Meeting the compute/storage needs in future complex hardware landscape

# The Coexistence of Storage – Impact of Local Storage



- Goal: We shall be able to use all storage technologies concurrently
  - ▶ Without explicit migration etc. put data where it fits
  - ▶ Administrators just add new technology (e.g., SSD pool) and users benefit
- May utilize local storage, SSDs, NVMe
  - ▶ Even without communication useful in workflows

ESiWACE: <http://esiwace.eu>



## The Centre of Excellence in Simulation of Weather and Climate in Europe

- Prepares the European weather and climate community
  - ▶ to make use of future exascale systems
- Goals in respect to HPC environments:
  - ▶ Improve efficiency and productivity
  - ▶ Supporting the end-to-end workflow of global Earth system modelling
  - ▶ Establish demonstrator simulations that run at the highest affordable resolution
- Funding via the European Union's Horizon 2020 program (ESiWACE2 2019-2022)



esiwace

CENTRE OF EXCELLENCE IN SIMULATION OF WEATHER  
AND CLIMATE IN EUROPE



# The ESiWACE Community

- 20 partners from 9 countries
- 35 supporters



Figure: Group Photo during the ESiWACE2 kickoff (March 2019)

# Outline



1 Introduction

**2 ESDM**

3 Evaluation

4 Outlook

5 Summary

# Earth-System Data Middleware

## A transitional approach towards a vision for I/O addressing

- Scalable data management practice
- The inhomogeneous storage stack
- Suboptimal performance and performance portability
- Data conversion/merging

## Design goals of the Earth-System Data Middleware

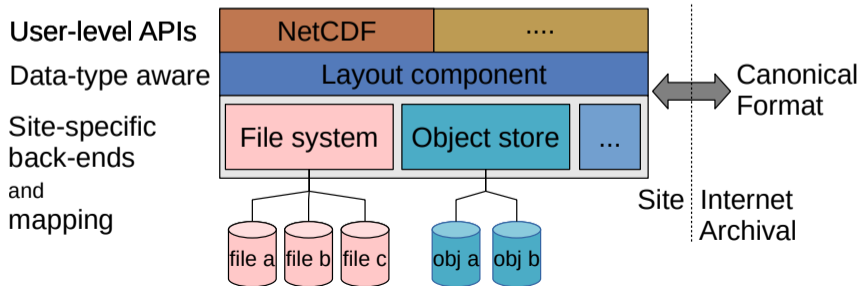
- 1 Relaxed access semantics, tailored to scientific data generation
- 2 Site-specific (optimized) data layout schemes
- 3 Ease of use and deployment particularly configuration
- 4 Enable a configurable namespace based on scientific metadata



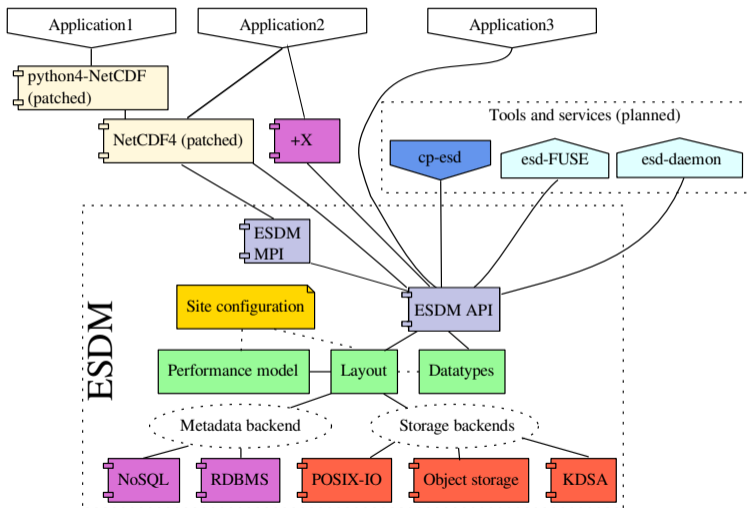
# Architecture

## Key concepts

- Middleware utilizes layout component to make placement decisions
- Applications work through existing API
- Data is then written/read efficiently; potential for optimization inside library



# Architecture: Detailed View of the Software Landscape



# Data Model

## ■ Container:

- ▶ Provides a flat (simple hierarchical) namespace
- ▶ Contains: Datasets + (arbitrary) metadata
- ▶ Can be constructed on the fly

## ■ Dataset:

- ▶ Multi-dimensional data of a specified data type
- ▶ Write-once semantics (epochs are planned)
- ▶ Contains arbitrary number of data fragments
- ▶ Data of **different fragments** can be **disjoint or overlapping**
- ▶ Dimensions can be named and unlimited
- ▶ Self-describing, can be linked with multiple containers

## ■ Fragment:

- ▶ Holds data, arbitrary continuous sub-domain (data space)
- ▶ Stored on exactly one storage backend

# Discussion of the Data Model

- 1 Fragment domain is flexible
  - ▶ Avoid false sharing (of data blocks) in the write-path
  - ▶ A fragment can globally available or just locally
  - ▶ Reduce penalties of **shared** file access
- 2 Self-describing data format
  - ▶ Metadata contains relevant scientific metadata, datatypes
- 3 Layout of the fragments can be dynamically chosen
  - ▶ Based on site-configuration and performance model
  - ▶ Site-admin/project group defines a mapping
  - ▶ Use multiple storages concurrently, use local storage
- 4 Containers could be created on the fly to mix-in datasets
  - ▶ Open one container for input that has everything you need

# Backends

## Storage backends

- POSIX: backwards compatible for any shared storage
- CLOVIS: Seagate-specific interface, will be open sourced soon
- WOS: DDN-specific interface for object storage
- KDSA: Specific interface for the Kove cluster-wide memory

## Metadata backends

- POSIX: backwards compatible for any shared storage
- Investigated performance of Elasticsearch, MongoDB as potential NoSQL solutions

# Namespace

- The namespace of ESDM is separated from the file system
- Currently, hierarchically too
- NetCDF can use ESDM by just utilizing the **esdm://** prefix
- Example:

```
$ nccopy test_echam_spectral.nc esdm://user/test_echam_spectral
$ // do something with the file in ESDM, e.g.
$ ncdump -h esdm://user/test_echam_spectral
$ // export the file into the portable NetCDF4 format:
$ $ nccopy -4 esdm://user/test_echam_spectral out.nc
```

# Metadata of a Complex File: The NetCDF Metadata

```

netcdf test_echam_spectral {
dimensions:
    time = UNLIMITED ; // (8 currently)
    lat = 96 ;
    lon = 192 ;
    mlev = 47 ;
    ilev = 48 ;
    spc = 2080 ;
    complex = 2 ;
variables:
    float abso4(time, lat, lon) ;
        abso4:long_name = "antropogenic_sulfur_burden" ;
        abso4:units = "kg/m**2" ;
        abso4:code = 235 ;
        abso4:table = 128 ;
        abso4:grid_type = "gaussian" ;
    ... [126+ more variables] ...
// global attributes:
    :CDI = "Climate_Data_Interface_version_1.4.6_(http://code.zmaw.de/projects/cdi)" ;
    :Conventions = "CF-1.0" ;
    :source = "ECHAM6.1" ;
    :institution = "Max-Planck-Institute_for_Meteorology" ;
    ... 10 more attributes ...
    :NCO = "4.4.5" ;
}

```

# Mapping by the POSIX Metadata Storage

## Stored metadata inside the metadata directory

```
containers/user/test_echam_spectral.nc.md
datasets/VZ/zMKbbzj9Y0kEpk.md
... for each dataset one file ...
```

## Metadata is stored as JSON: the container

```
{
  "Variables": { # Metadata of the global attributes
    "childs": {
      "CDI": {
        "data": "Climate_Data_Interface_version_1.4.6_(http://code.zmaw.de/projects/cdi)"
        "type": "q71@I" # The datatype ASCII encoded
      },
    },
  },
  "dsets": [
    {
      "id": "VZzMKbbzj9Y0kEpk",
      "name": "abso4"
    }, ... # for each dataset one ]
  ]
}
```



# Mapping by the POSIX Metadata Storage

## Metadata is stored as JSON: a dataset

```
{ "Variables": {  
  "childs": { # Attributes ...  
    "grid_type": { "data": "gaussian", "type": "q8@l" }  
  } },  
  "dims": 3, # dimensionality of the data  
  "dims_dset_id": [ "time", "lat", "lon", # the named dimensions  
  "fill_value": { "data": 9.96920997e+36, "type": "j" },  
  "size": [0, 96, 192], # the dimensionality of the data, here unlimited 1st dim  
  "typ": "j" # The type of the data, here float  
  "id": "VZzMKbbzj9Y0kEpk", # ID of the dataset  
  "fragments": [  
    { "id": "VZzMKbGtnusZsRVv3Pky", "pid": "p1", "size": [1, 96, 192], "offset": [0, 0, 0] },  
    { "id": "VZzMKbRhYpl6cOl0frBX", "pid": "p1", "size": [1, 96, 192], "offset": [1, 0, 0] },  
    ...  
    { "id": "VZzMKbl8JyXk4fUXfwrS", "pid": "p1", "size": [1, 96, 192], "offset": [7, 0, 0] }  
  ]  
}
```

# Mapping of Fragments by Storage Backends

## Mapping of the POSIX storage

- A fragment is mapped into a file: <dataset>/<fragmentID>
- Contains the raw data
- Optionally suffixed by some metadata to allow "restoration" of broken storage

## Mapping of the KDSA storage

- Volume of shared memory is partitioned into blocks
- Block header describes free/occupied blocks
- Atomic operations to acquire/free a block
- A block stores one fragment, ID is the offset into the volume

# The Blocking I/O Path: Write

- Note: a processes write path is independent from any global state
- 1 Scheduler identifies how to partition the data into fragments and assigns backends
  - ▶ A maximum fragment size is defined by each backend
  - ▶ May also use a performance model to partition data
  - ▶ (We aim to utilize workflow information for the partitioning)
- 2 Append the fragment to the local dataset (mark as dirty)
- 3 A backend-specific thread pool processes the fragments
  - ▶ The backend is called with the fragment
  - ▶ May use direct-I/O or reorganize the data in-memory
- 4 Wait until all fragments are processed

## Collective operation

- 5 Upon close/sync, the MPI interface synchronizes the fragment knowledge
- 6 A single process updates the JSON metadata for the dataset/container

# The Blocking I/O Path: Read

## Preliminaries – Collective open/ref. operation of a dataset/container

- 1 Upon open, the fragment information is read by one process
- 2 Broadcast fragment information to all processes
- 3 Identify the overlap of fragments with the data space requested
- 4 Make a schedule to read each cell once (there could be replicas)
- 5 A backend-specific thread pool processes the fragments
  - ▶ Backend loads the fragments requested (use direct-I/O or copy data if needed)
- 6 Wait until all fragments are processed

# Outline

1 Introduction

2 ESDM

**3 Evaluation**

4 Outlook

5 Summary

# Evaluation

## System

- Test system: DKRZ Mistral supercomputer
- Nodes: 100, 200, 500

## Benchmark

- Uses ESDM interface directly; Metadata on Lustre
- Write/read a timeseries of a 2D variable; 3x repeated
- Grid size:  $200k \times 200k \times 8 \text{ Bytes} \times 10 \text{ iterations}$
- Data volume: size = 2980 GiB; compared to IOR performance

## ESDM configurations

- Splitting data into fragments of 100 MiB
- Use `/dev/shm` (TMPFS) or `/tmp` directory (Local SSD)

# Performance Growth of ESDM on Lustre (PPN = 1)

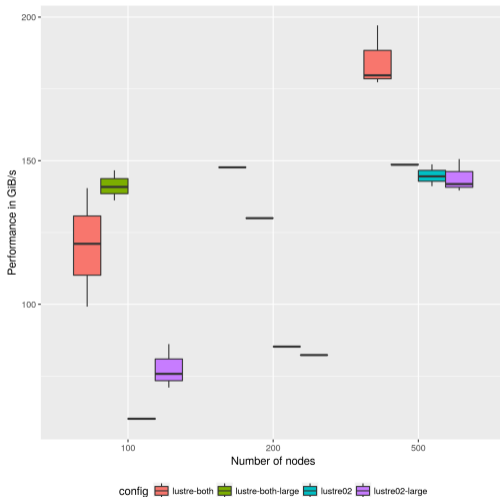


Figure: Write

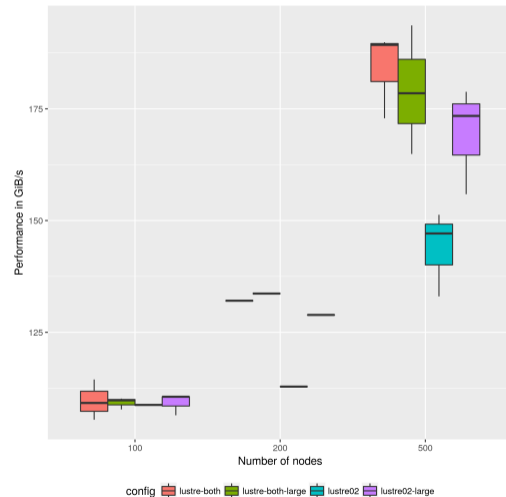


Figure: Read

# Discussion

- Benefit when accessing multiple global file systems
- Write performance benefits from using both file systems
  - ▶ Most benefit when using 200 nodes (2x)
  - ▶ 500 nodes: 180 GiB/s vs. 140 GiB/s (single fs)
- Read performance shows some benefit for larger configurations
- ESDM achieves similar performance regardless of PPN (not shown)
- What is the performance when we use node-local storage?



# ESDM on TMP (varied PPN and nodes)

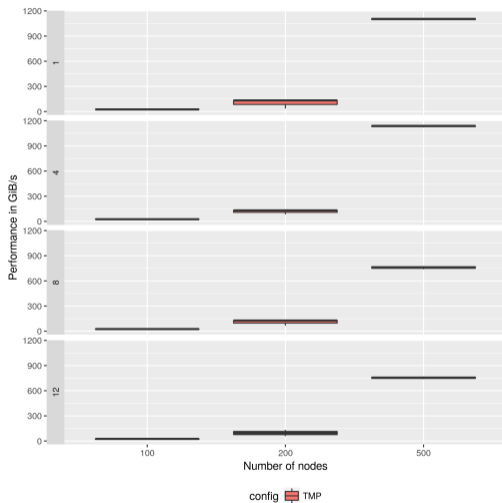


Figure: Write

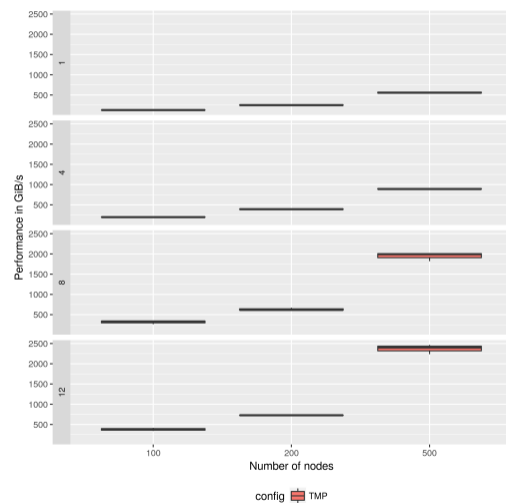


Figure: Read

# ESDM on TMPFS – Providing Potential (varied PPN and nodes)

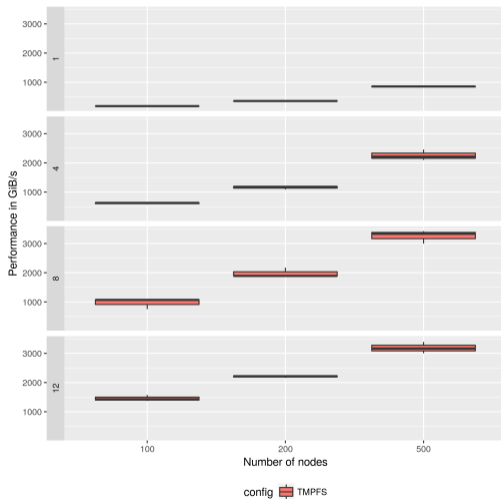


Figure: Write

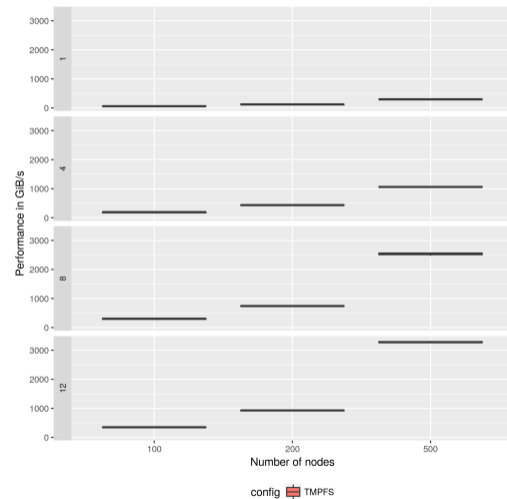


Figure: Read

# Performance on TMPFS vs IOR (nodes=500, varied PPN)

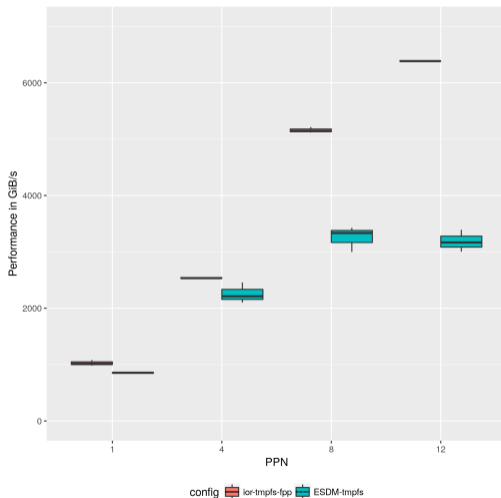


Figure: Write

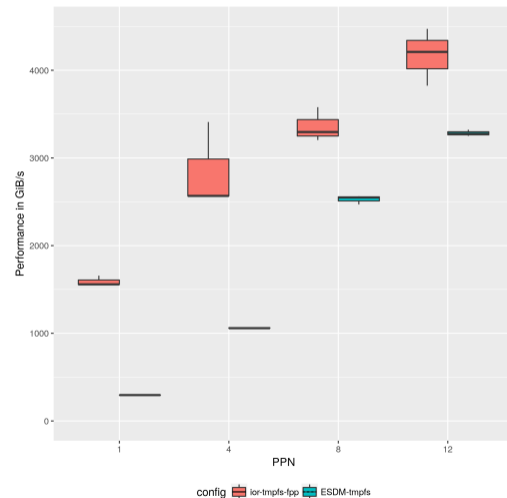


Figure: Read

# Discussion

- Node-local storage is much faster than global storage
  - ▶ TMP achieves 750-1,000 GB/s for write (500 SSDs, some caching)
  - ▶ TMP reads are actually cached (6 GB data per node)
  - ▶ TMPFS achieves up to 3,000 GB/s
- TMP write is invariant to PPN
  - ▶ Reason: configured ESDM to use at least 4 threads per node
- TMPFS write depends on PPN
  - ▶ ESDM configured to not use threads, could use them to improve performance!
- IOR is faster: potential to improve ESDM path further
  - ▶ Localization of fragments using r-tree

# Outline



1 Introduction

2 ESDM

3 Evaluation

**4 Outlook**

5 Summary

# Status

- NetCDF: done, minor issues to fix, use tests for checking compatibility
  - ▶ netcdf4-python: available, derived tests with supported features
  - ▶ Report for compatibility will appear soon (Oct. 2019)
  - ▶ Some unsupported features, e.g., NetCDF4-groups, will be done depending on needs
- First tools implemented (esdm-mkfs, esdm-rm)
- Deployed daily regression testing using Jenkins (Webpage to go public: Oct. 2019)
- FUSE prototype to dynamically build a hierarchical namespace on semantics
  - ▶ e.g., <model>/<date>/<variable>

# ESiWACE2 Plans for ESDM

- Hardening and optimization of ESDM
  - ▶ Performance optimization of the read path (fragments involved in I/O)
  - ▶ Replicate data upon read
- Integrate an improved performance model
- Industry proof of concepts for EDSM, i.e., shipping of HW with software
- Improvements on data compression (also for NetCDF)
- Optimized backends for, e.g., Clovis, IME, S3
- Workflow support and active storage

# ESiWACE2 Plans for ESDM: Workflows and Active Storage

- Integrate Cylc and ESDM (requires additional API, the +X on Slide 11)
  - ▶ Extensions to Cylc to cover data lifecycle, e.g., I/O performance needs
  - ▶ Cylc to provide information about workflow to ESDM/scheduler
  - ▶ ESDM to make better placement decisions and better use `node-local storage`
- Supporting post-processing, analytics and (in-situ) visualization
  - ▶ Support of computation offloading within ESDM
  - ▶ Integration with analysis tools, e.g., Ophidia, CDO
  - ▶ Sending fragment data directly to another process

## Offloading of computation (part of the +X on Slide 11)

- Consider a reduction operation such as `max()` and more complex ops
- The storage could perform this operation on data of each fragment (independently)
  - ▶ Clovis already offers such an API
  - ▶ Working together with DDN to provide it in IME



# Long Term Vision: Full Separation of Concerns

## Decisions made by scientists

- Scientific metadata
- Declaring workflows
  - ▶ Covering data ingestion, processing, product generation and analysis
  - ▶ Data life cycle (and archive/exchange file format)
  - ▶ Constraints on: accessibility (permissions), ...
  - ▶ Expectations: completion time (interactive feedback human/system)
- Modifying workflows on the fly
- Interactive analysis, e.g., Visual Analytics
- Declaring value of data (logfile, data-product, observation)

# Summary

## Software

- 1 ESDM: Performance-portable I/O utilizing heterogeneous storage
- 2 The data model is mostly backwards compatible to NetCDF
- 3 NetCDF/Python workflows supported
- 4 Working towards workflow and active storage support
- 5 Ongoing: exploiting node-local storage better